

2.3.2 Teachers use ICT enabled tools for effective teaching-learning process.

Today, it is a world of competition. To be sustained in the competition, one must be a master in the latest technologies in order to be corporate ready. As a consequence, our teachers are enabled to use the latest available technology along with traditional mode of instruction which will engage the students in long term and effective learning. College uses Information and Communication Technology (ICT) in education to support, enhance, and optimize the delivery of education.

The following ICT tools are available and used by the teachers

ICT Tools:

1. Projectors- 12 projectors are available in different classrooms/labs
2. Desktop and Laptops are made available in each of the class rooms/Computer Lab and Faculty cabins all over the campus.
3. Printers- They are installed in the departmental offices, main office, in Labs, HOD Cabins and where ever required.
4. Photocopier machines - Multifunction printers/photocopiers are available in all departments and college office. For student and staff use a separate photocopier and browsing centre provision is made in the campus on outsource bases.
5. Seminar Rooms- Seminar halls are equipped with all digital facilities.
6. Smart Board- Each department is having a smart board with high speed internet facility.
7. Broad band Wi-Fi facility is provided to all students and staff in each department.
8. Auditorium-Auditorium is fully ICT enabled with mike, projector, cameras and computer system and 500 cushion seating facility.
09. Online Classes through Zoom, Google Meet, Microsoft Team, Google Classroom). Online feedback from students, parents and stakeholders about the infrastructure, individual teachers etc through Google forms.
10. Digital Library resources (INFLIBNET, DEL NET, MYLOFT etc) .

Use of ICT By Faculty:

A. PowerPoint presentations- All the staff members use power-point presentations in their teaching. They are also provided with Wi-Fi facility to access online resources which will enable them to prepare their lecture materials.

B. Seminars- Special lectures, expert talks etc. are invited from the successful industries to deliver their success stories to encourage our students for the entrepreneurship. Various competitions are regularly organized for students.

C. Online Student Seminars- Faculties prepare online quiz for students after the completion of each unit with the help of GOOGLE FORMS.

D. Video Conferencing- Students are counselled with the help of Zoom / Google meet applications.



B1 Lecture Hall -Department of Botany



C1-Lecture Hall - Department of Chemistry



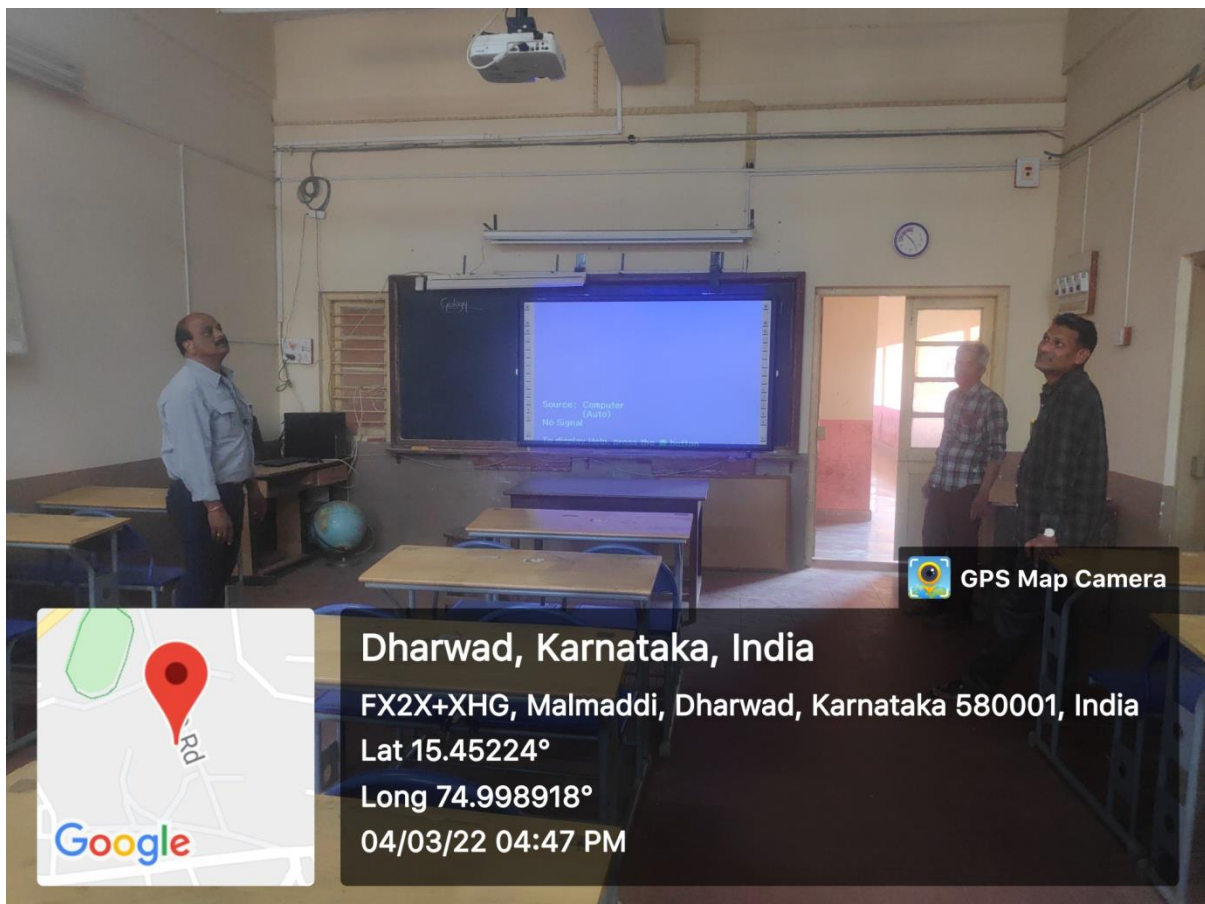
Lecture Hall – Department of Criminology



G-6 Lecture Hall- Department of Geography



Geology Lecture Hall – Department of Geology



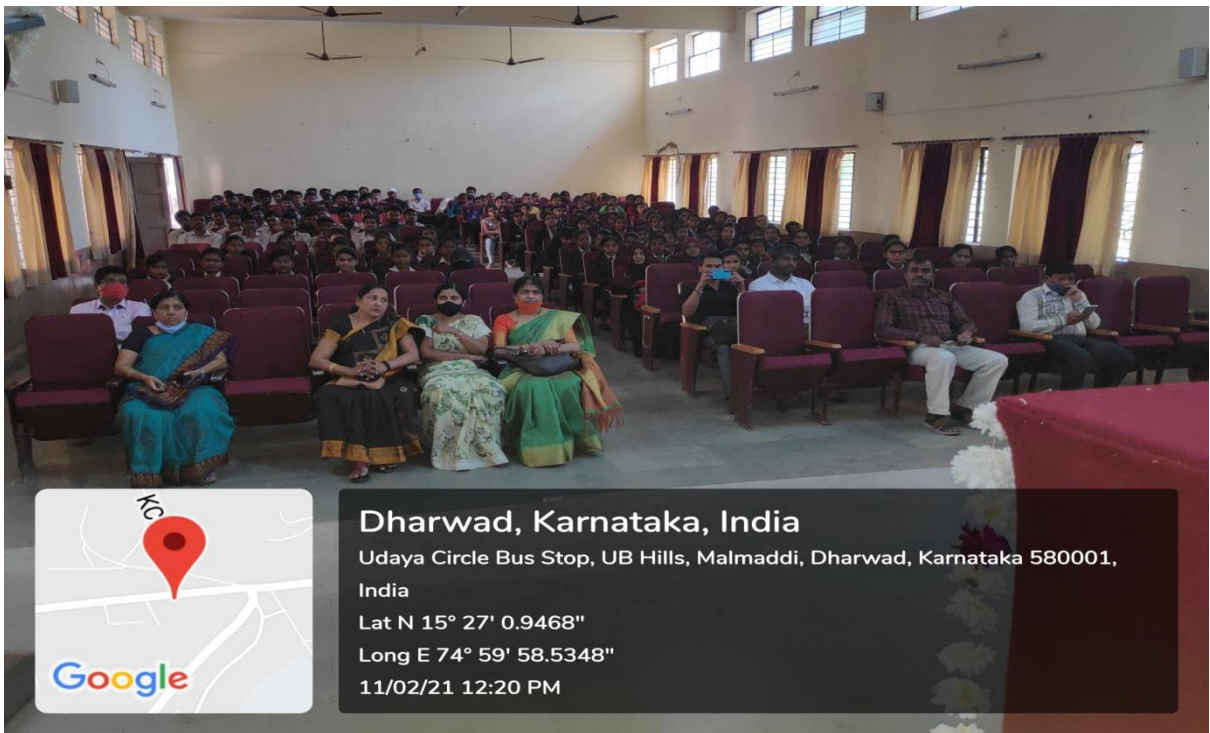
P1 Lecture Hall – Department of Physics



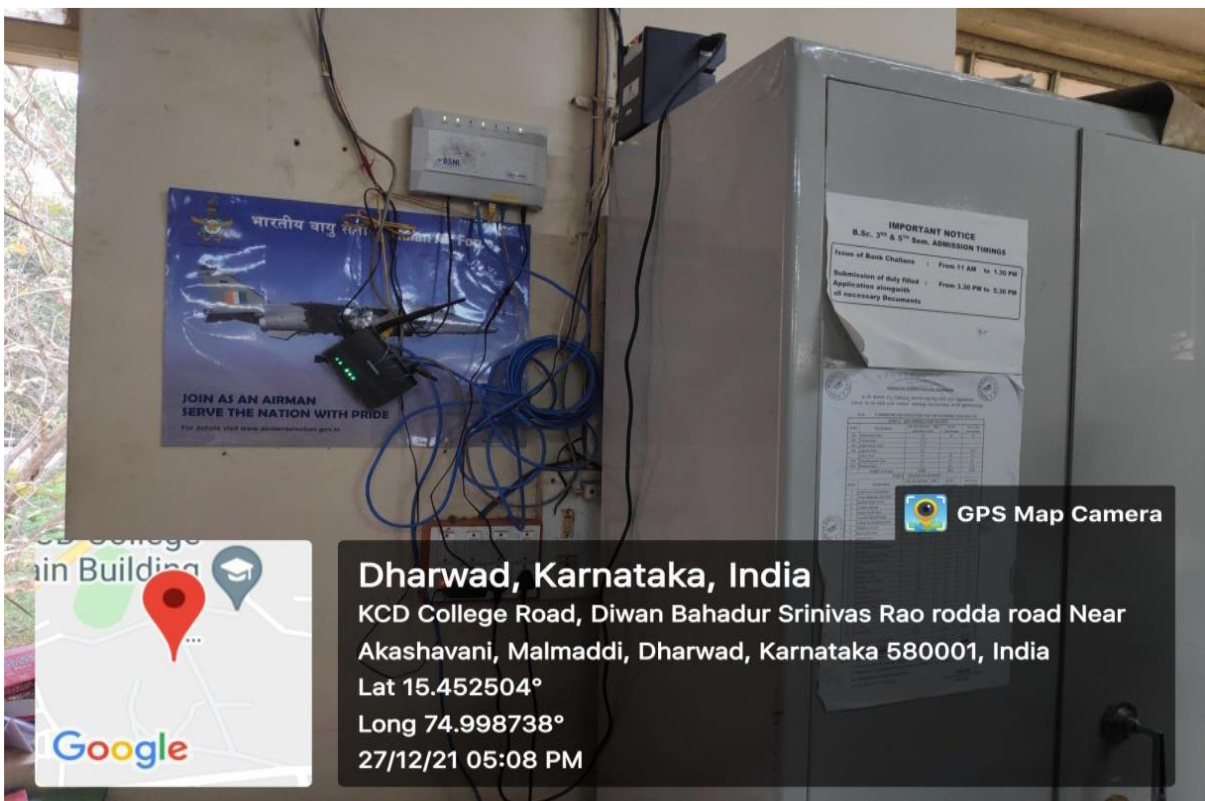
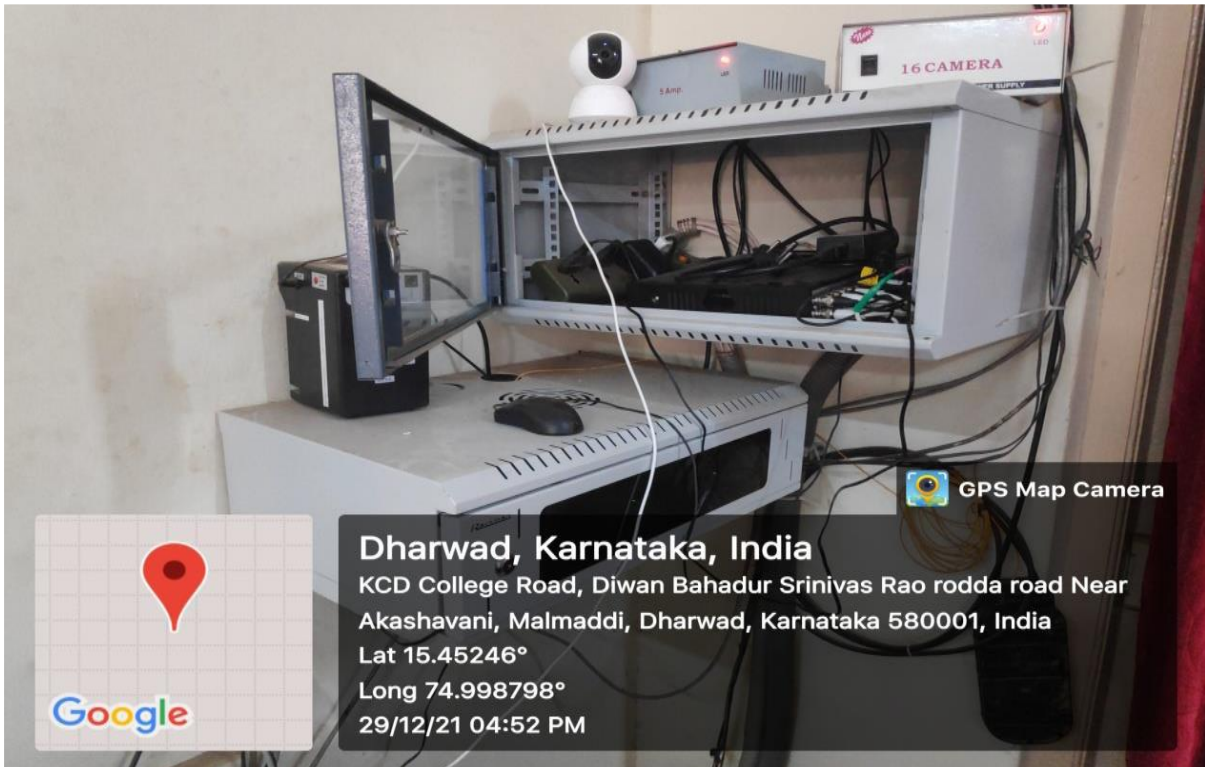
IQAC Office – Karnatak Science College, Dharwad



Seminar Hall – Department of Computer Applications



Wi-Fi Facility

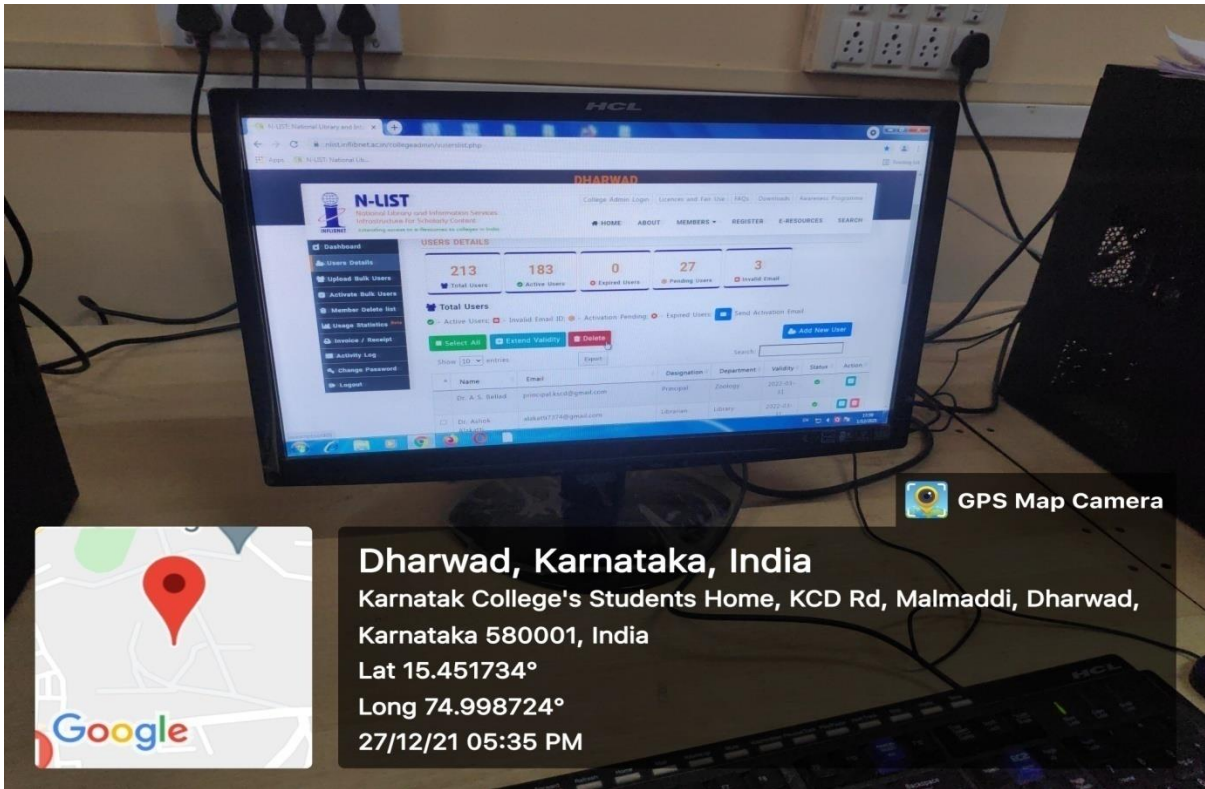


Science Association Function in “SRIJANA” Rangamandir (Auditorium)



Library Digitalization





Dharwad, Karnataka, India
Karnatak College's Students Home, KCD Rd, Malmaddi, Dharwad,
Karnataka 580001, India
Lat 15.451734°
Long 74.998724°
27/12/21 05:35 PM



Dharwad, Karnataka, India
Karnatak College's Students Home, KCD Rd, Malmaddi, Dharwad,
Karnataka 580001, India
Lat 15.451731°
Long 74.998713°
27/12/21 05:24 PM

Photocopier




Principal,
Karnatak Science College
Dharwad.